

MANISCOPIC

MRT 1542

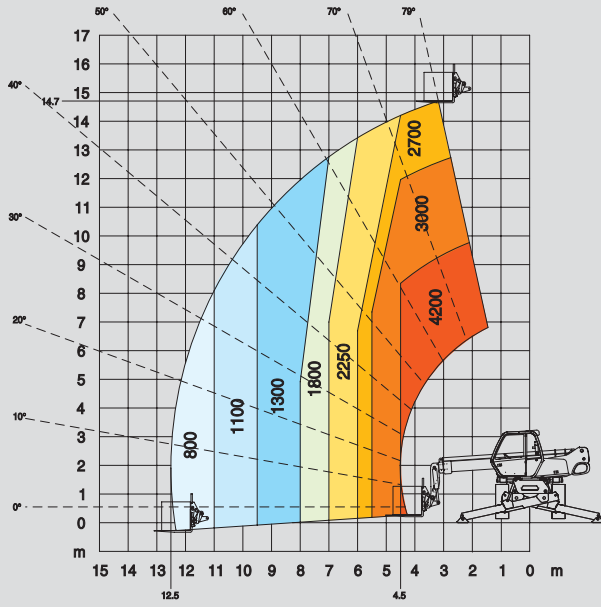
M Series

- Lift height : 14.78 m
- Max. reach : 12.50 m
- Engine : 101 HP - 74.5 kw
- 4 wheel drive - 4 wheel steer
- Hydrostatic transmission

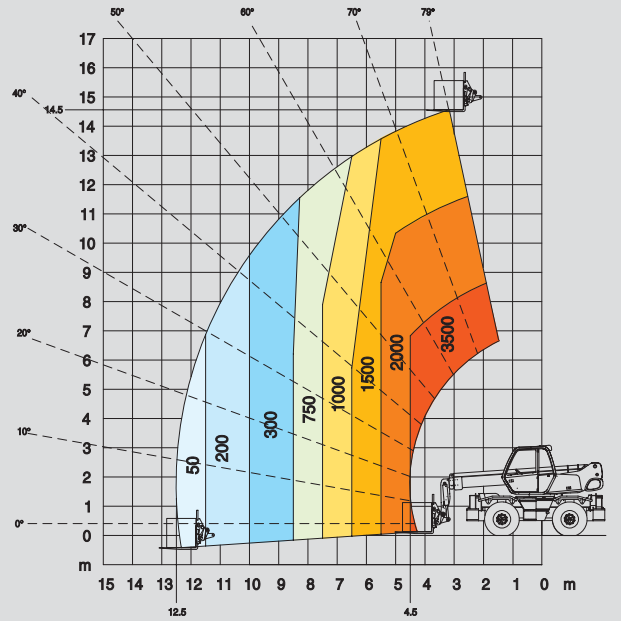


 **MANITOU**

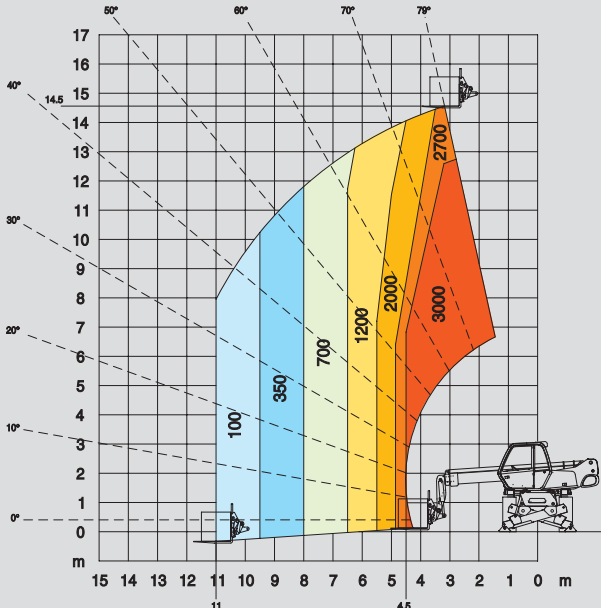
ROTATION ON STABILISERS FULLY EXTENDED WITH FORKS



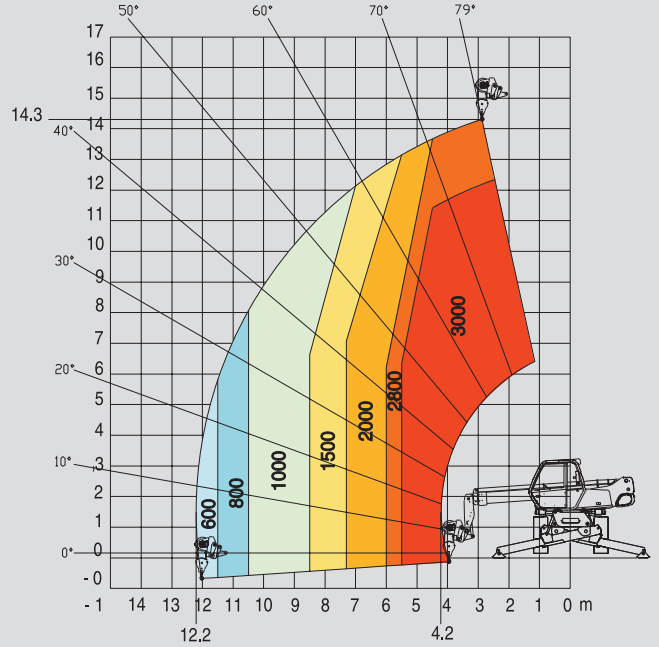
FRONTAL POSITION ON WHEELS WITH FORKS



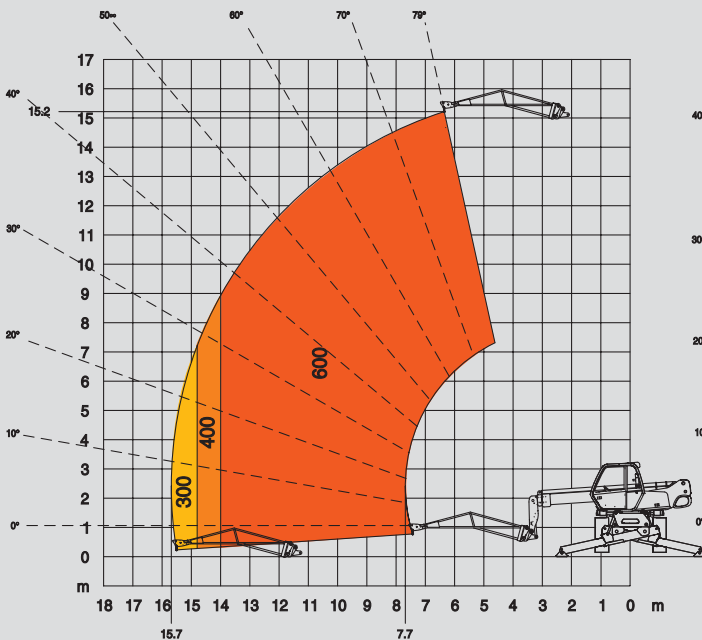
ROTATION ON STABILISERS NOT FULLY EXTENDED WITH FORKS



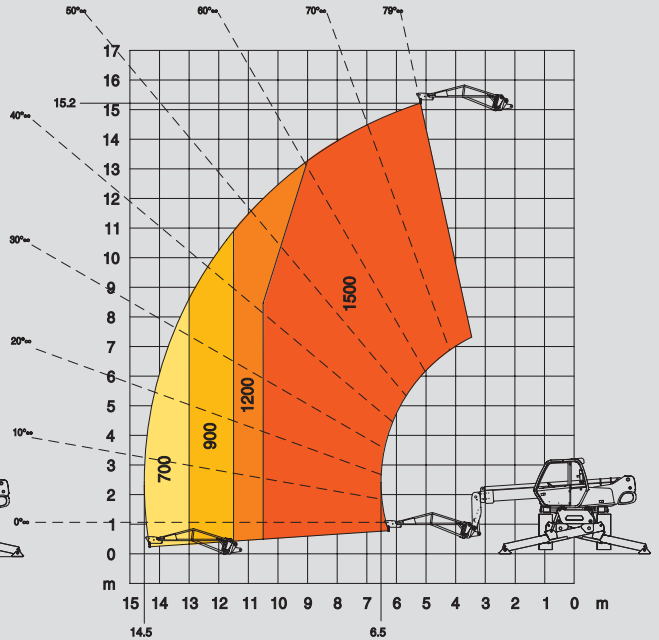
ROTATION ON STABILISERS FULLY EXTENDED WITH 3T WINCH



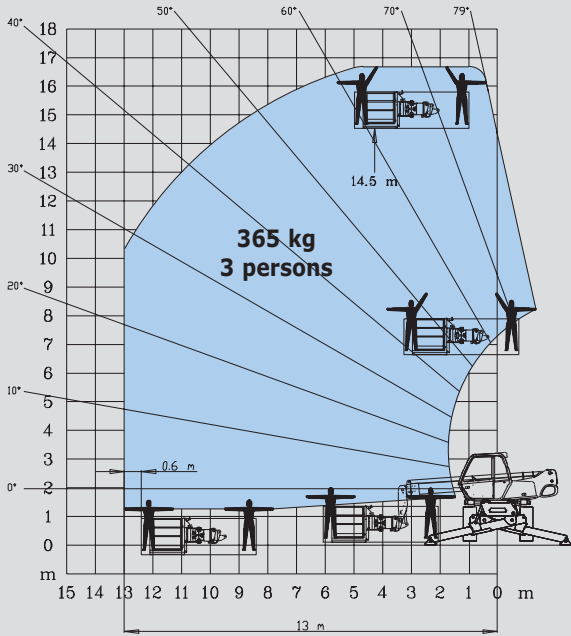
ROTATION ON STABILISERS FULLY EXTENDED WITH JIB P 600



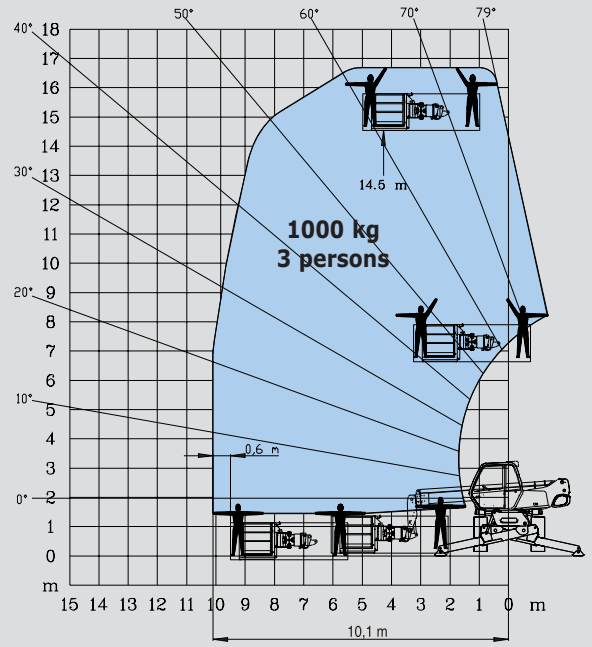
ROTATION ON STABILISERS FULLY EXTENDED WITH JIB P 1500



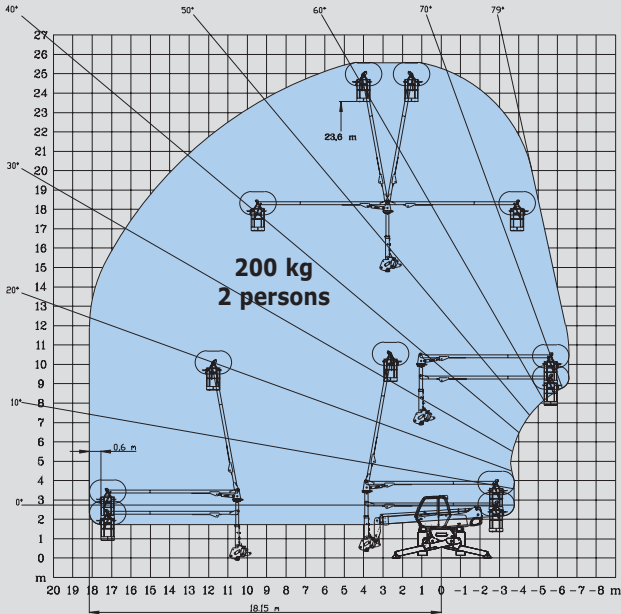
ROTATION ON STABILISERS FULLY EXTENDED WITH EXTENSIBLE PLATFORM 2,25/4 m



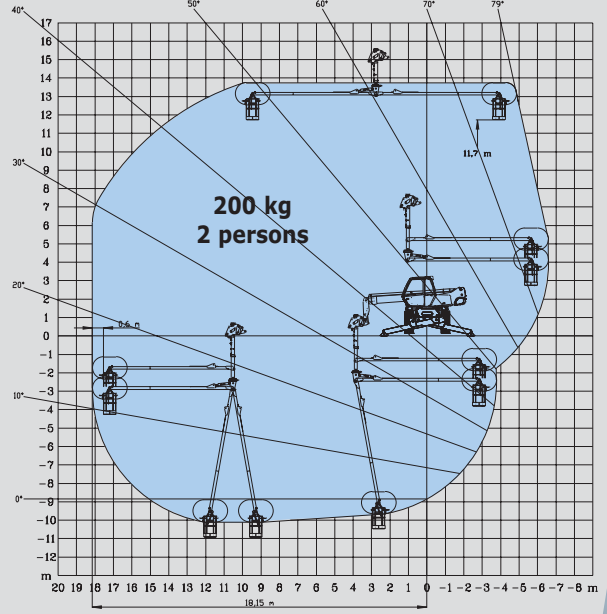
ROTATION ON STABILISERS FULLY EXTENDED WITH 1000 KG PLATFORM 2,25/4 m



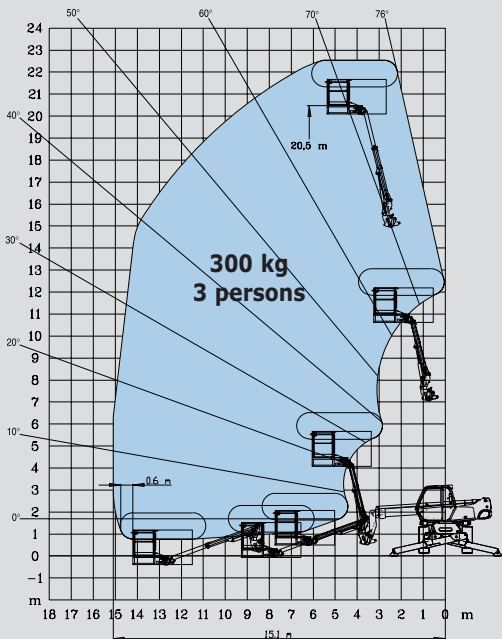
ROTATION ON STABILISERS FULLY EXTENDED WITH 3 D SYSTEM IN POSITIVE POSITION




ROTATION ON STABILISERS FULLY EXTENDED WITH 3 D SYSTEM IN NEGATIVE POSITION




ROTATION ON STABILISERS FULLY EXTENDED WITH AERIAL JIB PLATFORM




Equipment customised on order




MRT 1542 *M Series*


 **Lift capacity** (on stabilisers)4200 kg
at 500 mm from forks heels


 **Lift height** :14.78 m


 **Tyres**
18-22,5 16 PR


 **Forks** (mm)
Length.....1200
Width x thickness150 x 50


 **Multidisc brakes** : hydraulically assisted on both axles
Negative parking brake


 **Engine PERKINS**
Type.....1104C.44 T
Capacity.....4 cyl. 4400 cm³
Power (ISO/TR 14396).....101 HP/74.5 kw
at 2300 rpm
Water cooling
Direct injection


 **Transmission**hydrostatic
With automatic power regulation (hydraulic variable
displacement pump and motor)
Reversing shiftelectromagnetic
2 speed forward and reverse
Travel speed25 km/h

 **Rear axle**
Automatic rear axle locking system
over 15° rotation


 **4 stabilisers**
simultaneous or individually controlled


 **Rotation through 400°**
Turret mounted on a double slew ring

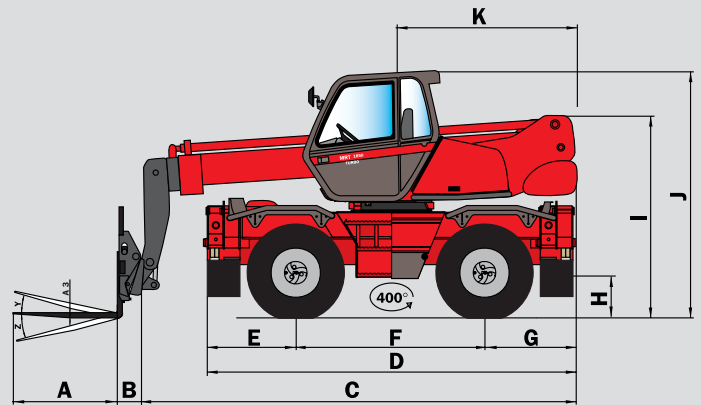
 **Hydraulics**
2 pumps gear type270 bars/115 l/mn

 **Control** : 2 electro proportional control joysticks for
allhydraulic movements

 **Capacities**
Cooling system.....15 l.
Engine oil8,1 l.
Hydraulic oil140 l.
Fuel tank130 l.

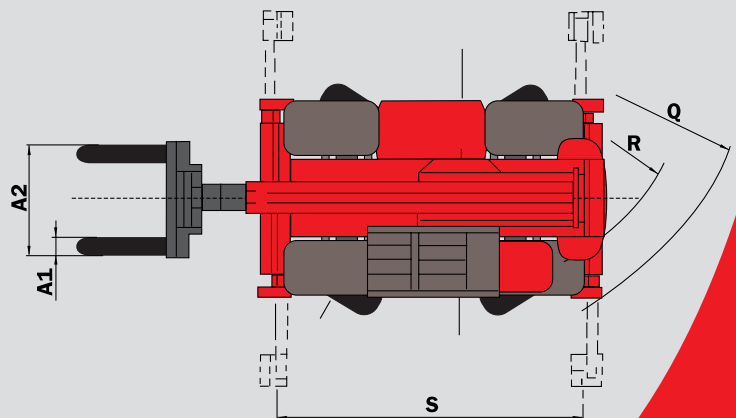
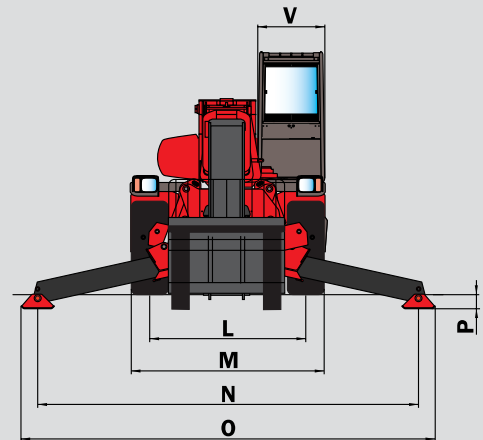
 **Weight unladen** (with forks)13350 kg
Overall width.....2.43 m
Overall height3.02 m
Overall length5.69 m
Ground clearance0.46 m
Drawbar pull.....10800 daN

 **Standard load moment indicator**
(mobile crane standards)



A	1200
A1	150
A2	1320
A3	50
B	290
C	5400
D	4630
E	1155
F	2320
G	1155
H	460
I	2410
J	3025
K	2040
L	1930
M	2425
N	4100
O	4500
P	200
Q	4000
R	3410
S	4100
V	950
Y	12°
Z	105°

mm



This publication in no way constitutes an offer and the company reserves the right to alter specification without prior notice.
The MANITOU models presented in this brochure can be supplied complete with optional equipment attachments.



MANITOU BF SA

B.P. 249 - 44158 Ancenis Cedex - France
Tél. : 33 2 40 09 10 11 / Export Department Fax : 33 2 40 09 10 97
www.manitou.com

700035EN

